



ALABAMA

2017

NATIONAL CHAMPIONSHIP

G A M E

TRAVEL ITINERARY


JANUARY 7 - JANUARY 10

WELCOME ALABAMA FANS!

Thank you for joining us as the Alabama Crimson Tide head to Tampa to take on the Clemson Tigers in the 2017 College Football Championship.

Please read through this booklet which contains specifics on your tour itinerary, the bowl location, helpful tips and general information.

See you in Tampa ...GO BAMA!

<p>Local Weather</p>	<p>Weather in Tampa is pleasantly warm most of the year, though cooler temperatures are likely in January. The daily highs average in the low 70s with overnight lows dropping into the 50s. A light sweater or jacket and a bit of rain gear (just in case) should be all you need to go along with your Alabama attire.</p>
 <p>High 70s/Low 50s W A R M</p>	

TOUR TRAVEL ELECTRONIC PACKET

Your Tour Travel Packet has been e-mailed to you and includes your Hotel and Airline Travel Document. Please check all information carefully for accuracy.

TABLE OF CONTENTS

Airport Check-In & Luggage.....3
Hotel & Tour Check-In.....5
Game Tickets.....6
Daily Itinerary.....7
Stadium Information.....10


FOR AIR-INCLUSIVE TOUR PARTICIPANTS ONLY

- We suggest arriving at the airport up to 2 hours prior to departure.
- If parking at the airport, please allow extra time. Expect parking lots to be busy.
- Upon arrival, check in with your luggage at the ticket counter listed on your Tour Travel Documents. Look for tour signage for assistance.
- At the counter you will be required to show a valid U.S. federal or state-issued photo ID (children 17 years and under do not need to present ID) in order to receive a boarding pass. Keep your ID handy, as it may be requested several times throughout security.
- There is no curbside check-in allowed for this charter flight.

Important! Due to airport security, your name must appear on your travel documents EXACTLY as it is shown on your government-issued photo ID.

LUGGAGE

Customized tour luggage tags will be distributed upon your arrival at the airport. Please write your name, address and cell phone number clearly on each tag and ensure that they are attached to every piece of luggage checked at the ticket counter. The tour luggage tags are vital, allowing us to properly identify your bags to your specific Tour Hotel.



There is a limit of one checked bag per person, plus one carry-on that must fit beneath the seat in front of you.

Important! Keep medications and valuables with you in your carry-on bag.

TSA AIRLINE CARRY-ON GUIDELINES

- Ensure all liquids or gels in carry-on luggage are in 3.4 oz. (100ml) containers or less.
- Place those containers in a quart-sized, clear plastic zip-top bag. Only one bag of these carry-on liquids/gels are allowed per traveler.
- Liquids in containers greater than 3.4 oz must be placed in your checked baggage.
- Wear footwear that is easily removed and pack coats and jackets (if weather permits) in checked baggage.
- Pack valuables such as jewelry, cash and electronics, as well as fragile items in your carry-on.
- Avoid bringing any sharp objects, sporting goods, guns and firearms, tools, martial arts and self-defense items, explosive and flammable items.
- If in doubt, put your liquids in your checked luggage and leave items that may trigger security concerns at home.
- Medications, baby formula, baby food, and breast milk are allowed in reasonable quantities exceeding three ounces and are not required to be in the zip-top bag. Declare these items for inspection at the checkpoint. Officers may need to open these items to conduct additional screening.

Important! This information is provided only as a guideline. The TSA frequently updates the prohibited items for passengers on commercial aircraft. Visit www.tsa.gov for the most current and complete information.

ARRIVAL DETAILS

Upon arrival in St. Petersburg, on-site staff will direct you to motorcoach transfers waiting to take you to your Tour Hotel. Luggage will be loaded onto your motorcoach. Bell staff will be available if you need assistance with your luggage at the hotel.

FOR ALL TOUR PARTICIPANTS

HOTEL AND TOUR CHECK-IN INFORMATION

- Upon arrival at your Tour Hotel, please check in at your Tour Hospitality Desk to pick up your room key.
- After you visit your Tour Hospitality Desk, you may still be required to register your credit card at the hotel's Front Desk to guarantee incidentals (e.g. room service, phone calls).
- Standard check-in is 4:00 PM at most hotels. Therefore, early arrivals may not have access to rooms until later in the afternoon. In these instances, hotel staff can secure your carry-on bags and/or luggage until your room is ready.
- **Important! Every attempt will be made to meet specific requests you may have made for your hotel room. As always, these requests are based on hotel availability and cannot be guaranteed.**
- The hotel's Front Desk and/or Concierge can provide information on local activities, directions, dining, shopping and nightlife.

PLEASE! If someone else's bag is mistakenly placed in your room, contact your Tour Hospitality Desk immediately so it may be redirected.

TOUR HOSPITALITY DESK

This is your center for specific tour information and general assistance while on location. Here, our on-site tour directors are available to assist you in answering any tour-related questions. Please check this booklet's Daily Itinerary for Tour Hospitality Desk hours.

Be sure to check the Tour Hospitality Desk daily for any new or updated tour, flight, and/or bus transfer information.

GAME TICKETS

If you purchased game tickets with your tour package, they will be available for pick-up at your Tour Hospitality Desk. You must have a valid photo ID in order to collect your tickets.

Important! There are no replacement game tickets or reimbursement for lost or stolen tickets, so please ensure that you keep them in a secure place.

EVENT ID LANYARD

To help travel hosts identify you as part of our group, we ask that you wear your Event ID Lanyard throughout the program. It will also serve as your bus transfer pass.



THE MATCH-UP

For the second year in a row, Alabama will face Clemson in the College Football Championship. Last year Alabama beat Clemson and Bama fans are expecting another celebration after this year's game. After the shellacking that Clemson put on the Buckeyes in the Fiesta Bowl playoff, the Tigers will be fired up for a rematch. Watch the Crimson Tide hit the field, ready to battle for the Championship Title over the Tigers once again!

DAILY ITINERARY**SATURDAY, JANUARY 7**

12:00 PM - 6:00 PM

Hospitality Desk

Your on-site tour directors will be available at the Tour Hospitality Desk.

SUNDAY, JANUARY 8

9:00 AM – 10:30 AM | 3:00 PM - 5:00 PM

Hospitality Desk

Your on-site tour directors will be available at the Tour Hospitality Desk.

10:30 AM

Motorcoaches depart for the Championship Yacht Cruise Party.

12:00 PM -2:00 PM

Championship Yacht Cruise Party

Join fellow College Football Championship fans on a yacht cruise including lunch buffet and DJ entertainment.

MONDAY, JANUARY 9 – GAME DAY!

9:00 AM - 12:00 PM

Hospitality Desk

Your on-site tour directors will be available at the Tour Hospitality Desk.

3:30 PM

Motorcoaches depart hotel for the Raymond James Stadium.

See **Clear Bag Policy** in Stadium Information Section.

Upon Arrival – 6:30PM

Championship Tailgate at Raymond James Stadium

Enjoy the ultimate game day tailgate! Fans can enjoy performances, ESPN Broadcasts, games, food and drink. This event is free to all National Championship Game ticketholders.

8:00 PM - KICK-OFF! GO BAMA!

Here we go! Experience the thrill as your Alabama Crimson Tide take on the Clemson Tigers at the 2017 College Football Championship Game!

IMPORTANT GAME DAY INFORMATION

When you disembark from the bus at the stadium parking lot, take note of the bus parking location. The bus will depart from the same place when the game is over.

AFTER THE GAME

Motor coaches await to return you to your designated Tour Hotel and will depart no later than 45 minutes after the end of the game or Awards Ceremony. Please be prompt. If you miss your transfer, you will be responsible for your own return back to the hotel.

TUESDAY, JANUARY 10

HOTEL CHECK-OUT

Upon departure, please visit the hotel's Front Desk to check out, return keys, and pay for any incidental room charges.

FOR THOSE TRAVELING ON TOUR FLIGHTS

Please check the Tour Desk Information Board for details on your transfer back to the airport and/or any changes in your return flight details.

Also, please make sure that your luggage tags are still on your bags with identifying information.

CHAMPIONSHIP YACHT CRUISE

January 8 12:00PM- 2:00PM

Yacht StarShip offers Florida's largest fleet of dining yachts along with award winning service. Get ready to enjoy spectacular views, great food, drinks and music and the chance to meet college football fans from all over. Show off you school colors but remember to be courteous to your fellow fans. Yacht



RAYMOND JAMES STADIUM INFORMATION

Raymond James Stadium is a multi-purpose football stadium located in Tampa, FL that hosts the NFL's Tampa Bay Buccaneers and the NCAA's University of South Florida Bulls. The stadium has also hosted Super Bowl XXXV and Super Bowl XLIII.

CLEAR BAG POLICY

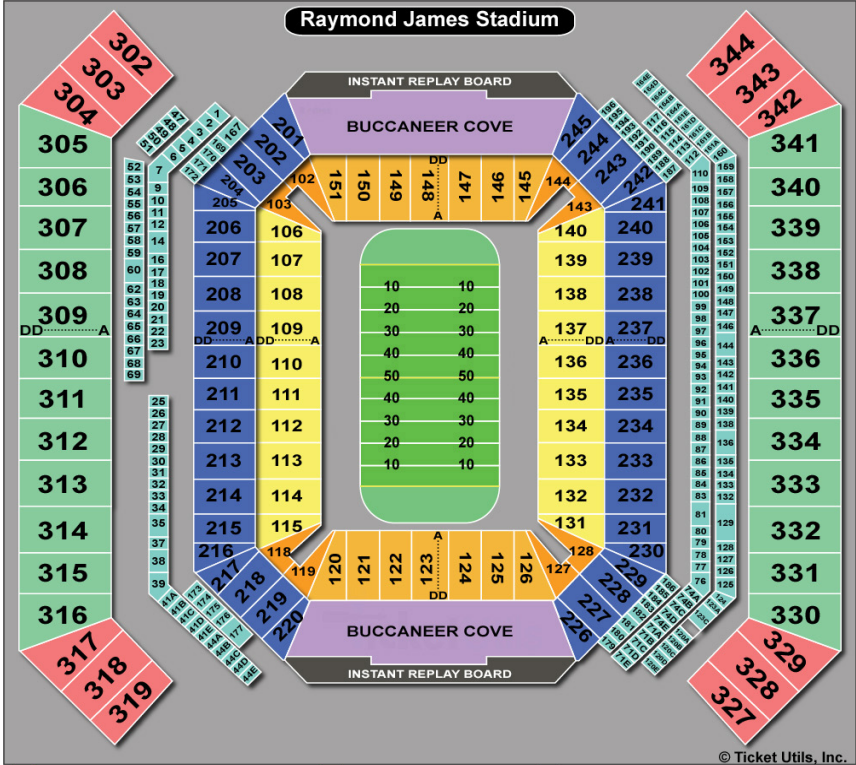
Raymond James Stadium has implemented a clear bag policy. Approved bags are noted below.

- 12" x 6" x 12" Clear Plastic Bag
- 1 Gallon Plastic Freezer Bag
- Clutch with Shoulder Strap (clutch may not be larger than 4.5" X 6.5")
- Clutch with Wrist Strap (clutch may not be larger than 4.5" X 6.5")
- Diaper Bag, as long as accompanied by a child

The following items are not permitted into Raymond James Stadium:

- Bags that violate the Bag Policy (See Bag Policy)
- Balls, toys or sports equipment
- Banners, signs, flags, poles or sticks
- Beverage containers larger than 17 oz. (Factory sealed plastic bottles of water, 17 oz. or less, are allowed; limit 2 per person)
- Boxes or wrapped packages
- Cans, glass bottles or alcoholic beverages
- Coolers
- Drones
- Glass, metal or hard plastic containers
- Helium balloons
- Laser pointers
- Noisemakers including thunder sticks, musical instruments, whistles, air horns and boom boxes
- Skates, skateboards, hoverboards, scooters or bicycles
- Umbrellas
- Unauthorized cameras with lenses longer than 3.5 inches, interchangeable or telephoto lenses
- Unauthorized video cameras, monopods, tripods or selfie sticks
- Unsliced fruits or vegetables
- Weapons or projectiles

For more details about stadium policies and prohibited items, please visit <http://raymondjamesstadium.com/cfp-national-championship/>



- Lower Level - Endzone
- Middle Level
- Upper Level - Sideline
- Lower Level - Sideline
- Buccaneer Cove
- Upper Level - Corner
- Lower Level - Corner
- Suites



PHONE 205-444-8888

Thank You for Joining Us on the
2017 College Football National Championship Tour!